


Pioneer *sound.vision.soul*

In-Car Multimedia/Navigation 2002



DVD
CYBER
NAVI



Come inside the world of DVD and experience superbly enhanced navigation and wildly powerful entertainment. DVD offers huge data storage capability (up to 8.5 gigabytes) so you get more features, amazing sound and stunning images.

Go straight to the top with Pioneer's DVD Cyber Navi systems — they're DVD-based navigation units that are so advanced, they leave other navigation systems wondering where to turn. You can opt for the AVIC-8DVD — a pure navigation system — or try the AVIC-9DVD. It's a navigation unit that can also play DVD Video and CDs, which makes it the ultimate multimedia/DVD navigation system — the best of both DVD worlds in one package. Use the remote control or voice commands to conveniently carry out navigation functions. These systems truly let you take control. And, you can plug into your AV system set-up to create a complete system that gives you exactly what you need.

Once you're on your way, let the fun continue. Hook up Pioneer's broad range of AV components and in-car entertainment units that bring you impressive quality sound and unsurpassed pictures. The hard part is deciding which components you want! There's an extended range of DVD players that can be connected to TV, games, and more. And you can mount screens in the rear to entertain your backseat-passengers. With the focus on complete installation flexibility, there is sure to be a system to meet both your present and future navigation and entertainment needs. The choice is yours.

CROSSING FRONTIERS

NAVIGATION DOLBY
DIGITAL GAMMA DVD



If DVD Navigation is the wave of the future, then Pioneer's DVD Cyber Navi units are riding the crest. Alongside our pure navigation system AVIC-8DVD, we've also got now the industry's first dynamic DVD navigation product (the AVIC-9DVD) that can play CDs and DVD Video. High quality DVD Navigation and DVD entertainment in one exciting package. These navigation systems are easy to use, spot-on accurate, and intensely precise. There are exciting new features such as Driver's View, combined with immense data-storage possibility that allow for real time Traffic Messaging, precision searching, guidance and routing with quick, focused search options. In fact, it's so fast that it will calculate your route in just about the time it takes you to fasten your seatbelt. You can operate the system with the remote or by simple voice commands. DVD navigation gives you the information and guidance you need to get where you're going.

EXPANDING OPTIONS, DISSOLVING BORDERS



Driver's view



TMC traffic alert

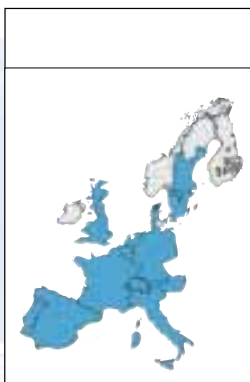
Automatic intersection zoom



Voice recognition menu



DVD is light years ahead when it comes to data storage, and it's data storage that allows for great new features such as **Driver's View**. Only available from Pioneer, Driver's View is a virtual reality feature where the road ahead is shown on your screen with 3-dimensional perspective — representing what you see through the windscreen. Data storage capacity on the DVD Cyber Navi unit also ensures fast and easy operation and gives you the benefits of TMC — **real time Traffic Messaging**. It can calculate **six different routes** in just seconds and offers other benefits such as **fast map scrolling**, **instant re-routing**, **fast guidance** in eight languages — you have the choice between a male or female voice — and **voice recognition** in six languages. In addition, all the images are sharper and stored visual background clues help you move through the menus.



DVD Cyber Navi coverage area



Countries covered listed

» NO FRONTIERS

The world really is getting smaller. How about **Europe on one DVD disc** ! If you've been waiting for a navigation system that can handle door-to-door route planning between countries, the wait is over. With DVD navigation there's no more need to change discs as you cross borders. No more hassle. No frontiers. Enjoy your trip.



Route selection through Europe

DVD NAVIGATION

» INCREASED COMFORT AND ACCURACY

A WORLD OF NAVIGATION IN A COMPACT FORM

Good-looking, talented and flexible: that about sums up your DVD Cyber Navi unit. Whatever kind of car you drive, whatever kind of space you've got, Pioneer's DVD Cyber Navi unit meets your needs and space requirements. Hook up to a Pioneer high-quality screen, and you'll find that Pioneer Navigation is not about limits. It's about options.

» DVD CYBER NAVI – INSTALL AND CONNECT

Pioneer's DVD Cyber Navi units are very compact and offer flexible installation options. You can fit the AVIC-8DVD and AVIC-9DVD into a **standard 1-DIN** slot, or you can opt for hide-away horizontal installation under your seat or in the boot. The 3-D gyro sensor will keep you on track either way. Other installation options include various navigation display elements, a hands-free microphone, and a speaker output for voice guidance. Operation is easy due to the single Audio/Navi remote control.

AVIC-8DVD
installed under the passenger seat



AVIC-9DVD installed in-dash



» SEEING IS BELIEVING

Installation options abound. You can mount a Pioneer detachable screen on the dashboard or opt for an in-dash motorised screen that glides in and out. The screen quality is astounding too, thanks to **special coatings** that suppress the glare and diffuse external light. All the moving images and maps are **sharp and realistic** thanks to new high-resolution line-smoothing technology. And thanks to the different wallpaper backgrounds, you can identify which menu you're in with one glance at your screen.

AVD-W6010
installed on-dash



AVX-P7300DVD
installed in-dash



Background of destination input



Background of settings



Background of info

» REMOTE CONTROL

Pioneer's integrated remote control functions two ways in one compact package. Use the upper part for navigation. Here's where you'll find your joystick, zoom function, voice trigger, direct function keys, menu keys, and the "OK" button. On the bottom of the remote, there's a cross key for audio fine-tuning. Flip the bottom section down to uncover a **10-key Input pad** that can be used for navigation input. In addition, the AVIC-9DVD remote has special function keys for DVD Video. The world at your fingertips with just one remote control device!






DVD NAVIGATION

DVD NAVIGATION SEARCH

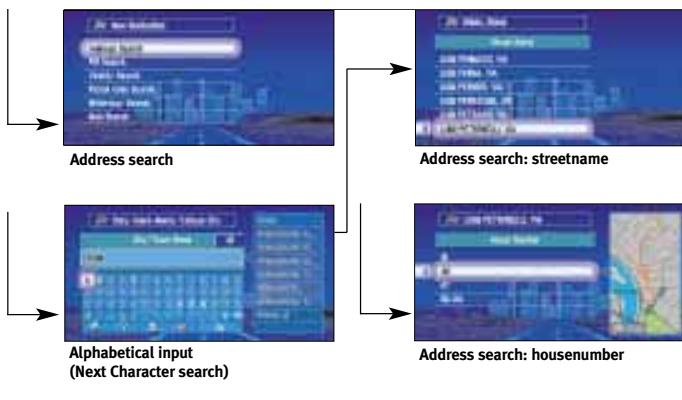
The options don't stop when you're searching for the right route to your destination. **Search by postal code, point of interest (POI)**, or simply type in a new destination address using the integrated remote control. It will flip open to expose a 10-key input pad, just like the keypad on your GSM, to enter names and store data. Or you can use the conventional input pallet. If you'd rather keep your hands on the wheel, you can use the **voice interface** to store and retrieve information. Just push the TALK button to start; then give the appropriate voice command at the system's prompt. However you work it, your DVD Cyber Navi unit will direct you to the exact destination, right down to the precise house number. And, if you want to make a few planned stops on the way, that's fine, too. You can set up to **five transfer points** between your departure and arrival points.



» VERTICAL MENU FLOW

Most of the time, you want to search quickly with the minimum of keystrokes. With DVD Cyber Navi, main and sub-tasks are clearly allocated to vertical and horizontal menu flow. Use the vertical menu flow for the main search tasks. The **split screen** ensures that the **next layer** of information is always visible and that the **previous layer** is accessible at the touch of a button. This way, you always know where you are both in the menu and on the map.

Destination input menu



» HORIZONTAL MENU FLOW

When you're performing a search on the vertical menu, you can always change to the horizontal menu flow to activate more **advanced subtasks**. Just push the joystick to the left. Zoom in on the map for precision scrolling, vicinity search or destination setting are just some of the examples.



Vicinity search



Immediate map retrieval



Destination setting

» YOUR PERSONAL NAVI DATABASE

With DVD in the driver's seat you can use **Destination Registration** to create your own personal navigation database. When you pass a location worth noting, you can attach a tone warning or an icon to it using your remote, or give it a name for voice recognition. When you pass that way again, the Pioneer DVD Cyber Navi unit will automatically set off the warning or show the icon on the map. And you'll be on your way to creating your own **personal travel guide**.



Icons



POINT OF INTEREST SEARCH

The world is an interesting place and DVD Cyber Navi makes it more so. You can do a **Point of Interest (POI)** search by name to locate a restaurant or golf course you've heard about. If you're running out of fuel, you can do a **vicinity search** to get a list of nearby petrol stations. A POI search is simplicity itself, designed for unequalled ease of operation. Taking into account that Pioneer's map DVD contains a stunning 550,000 POI's, the DVD Cyber Navi will make sure you will get exactly where you want to be.


Destination search:
You wish to go to a nice Italian restaurant?



Select 'Restaurant' on the POI list



Select 'Italian' on the Restaurant sub-category



Available Italian restaurants

Vicinity search:
You urgently need petrol whilst driving?



Select 'Automobile' on the POI list



Select 'Petrol Station' on the Automobile sub-category



Available petrol stations in your vicinity

DVD NAVIGATION ROUTING

You drive in different ways on different days. On Sunday, you might prefer to take the scenic route and enjoy the drive, but when Monday morning comes around, you want to get there as quickly and efficiently as possible. Pioneer's DVD Cyber Navi system adjusts to your driving needs. The new routing system for DVD navigation calculates **six routes at once**, and does it super fast! You select the routing option you want displayed on screen: fastest route (time priority), shortest route (distance priority), alternative route, fastest route avoiding motorways, shortest distance avoiding motorways, and alternative route avoiding motorways. Or you can even set up your system so that it avoids toll roads or ferries.



Map with 6 routes



»» AUTO REROUTE

If you make a mistake or leave the programmed route, the DVD Cyber Navi automatically detects the change and in a split second recalculates a new route to your destination. You won't lose any time getting back on track thank to the super-fast **Automatic Rerouting** feature.

Automatic rerouting

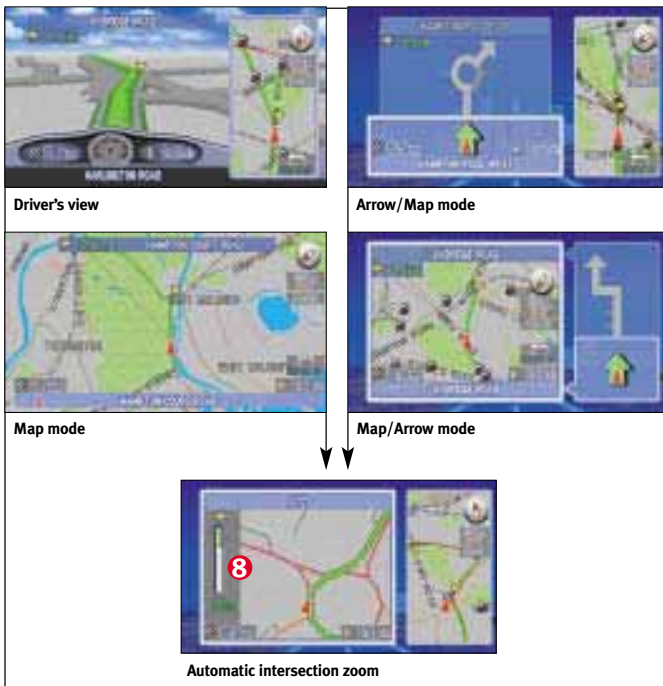
NAVIGATION DVD NAVIGATION



DVD NAVIGATION GUIDANCE

Now you can navigate with a choice of 4 guidance modes including Pioneer's original **Driver's View Mode**. All modes offer equally precise mapping and information data.

Driver's View Mode — a Pioneer exclusive — shows you a moving view of the road ahead with a 3-dimensional perspective. In the Map Mode, you see your car as an icon on the display map. The split-screen Arrow/Map, and Map/Arrow modes give you a view of the arrow and map modes simultaneously. The arrows in all the modes have been iconized to give you a clearer image. If you need more or less detail, you can use the **automatic intersection zoom** function with all modes except Driver's view.



»» WHAT'S ON YOUR SCREEN:

Each DVD navigation display image provides all the essential information you need to get where you're going. You'll never have to ask for directions again.

1. Distance to next manoeuvre
2. Next street name
3. Map scale and compass
4. TMC service provider
5. Estimated arrival time or travel time
6. Current street name
7. Distance to your destination
8. Approach indicator

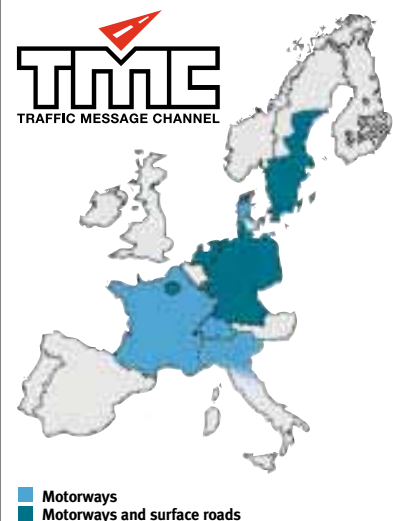


TMC TRAFFIC INFORMATION



»» TRAFFIC MESSAGING INCLUDED

Pioneer's DVD Cyber Navi Unit now also has a **TMC (Traffic Message Channel) receiver built-in**. In countries where real time TMC traffic info is broadcast free, the system indicates the traffic events on your map within a range of 100 kilometers. If there's a problem ahead, the system lets you opt for a re-route and then does the necessary calculations to let you avoid the problem and get back on track. Plus, there's a menu function that lists all the current traffic events in your area.



PIONEER DVD TECHNOLOGIES DISSOLVE LIMITATIONS

» VOICE CONTROL IN YOUR OWN LANGUAGE

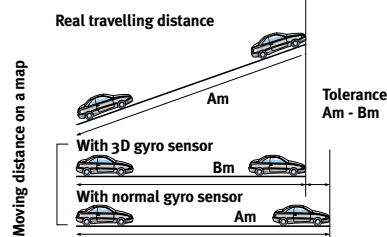
Voice control is another unique feature of Pioneer's DVD Cyber Navi unit. Keep your hands on the wheel and use your voice to route to registered points, change the routing, or use the international alphabet – Alpha, Bravo, Charlie – to do a full alphabet address search. The DVD Cyber Navi unit can recognise six European languages.

Voice recognition menu



» UP, DOWN & AROUND

Your navigation system has a **3-D gyro sensor built-in**. The sensor is connected to the speed pulse wire in the car and allows the navigation system to take measurements in three directions: height (up/down), speed (distance), and direction (left/right). The sensor calculates inclines and detects complex areas such as tunnels. You'll never get lost again.



» ON-LINE HELP

With so many options, it might become a bit confusing. You'd think. But think again. Pioneer's navigation systems have **on-line help** built right in. After a few seconds without any input from you, the HELP function will kick-in automatically to help guide you through the menus. Think of it as a conscientious co-pilot.

On-line help



SHARE YOUR PERSONAL NAVIGATION DATABASE WITH A FRIEND



Suppose you're on a fantastic vacation and there are plenty of interesting sites and destinations you want to remember – or recommend to a friend. With the Pioneer's **DVD Cyber Navi's built-in PC card slot**, you can do just that. Insert a PC card into the slot, and download the contents of your DVD Cyber Navi's Destination History and favourite Points of Interest (POI) onto your computer. You can save the data for future reference, give the PC card to a friend to use on their unit, or even send the contents of the card by e-mail. Technology has never been so convenient!

AVIC-9DVD PLAYS THEM ALL

Pioneer has done it again. Our best teams have come up with another first in the European in-car navigation and AV entertainment field: **DVD navigation and DVD entertainment combined in one 1-DIN unit**. The AVIC-9DVD is the ultimate crossover system. It combines all the advanced features of DVD Cyber Navi with the smashing entertainment capabilities – such as Dolby digital – of the DVD Video format. It's all the things you want in one handy package. Thanks to the AVIC-9DVD, driving has reached a new level of convenience and fun.



DVD Navigation



DVD Video

Wide-screen LCD colour display AVD-W6010 on-dash mounted with navigation unit/single DVD player AVIC-9DVD (sold as AVIC65DV)



Pioneer's in-car AV Systems are designed to make the best use of the space you have available to meet all your entertainment needs. Choose from movies and games in the backseat to mind-blowing surround sound throughout the car. Pioneer systems offer endless hook-up possibilities for video, DAB, TV and games. Future flexibility is built right in so that you can start now and add options later as the need arises. Whatever you're driving, Pioneer has a system to fit all needs. Let us entertain you!

GO ALL THE WAY

The possibilities for in-car entertainment are endless, yet you won't believe how easy it is. Start off with an AV Master – the control centre of your system. It's got the flexibility to connect a multitude of sources, either now or down the line. A front display is a must. Choose from in-dash displays with either a built-in DVD-Video player or built-in CD player. Displays without media capability are also available. You'll definitely want rear screen displays mounted in the front headrest, so your backseat passengers can enjoy their favourite DVD entertainment on the go. Whether you decide on 6.5- or 8-inch rear screens, you won't have to compromise on visual quality. Both sizes make use of special screen coatings that absorb light, diffuse sunshine and suppress glare.

Thanks to the famous Pioneer versatility, you can start small, but end up with a system that's as big as your imagination will allow. When you're ready to expand your system and increase the fun factor, hook up yet another single or multi-DVD player to enjoy multiple DVD Video or music CDs simultaneously. If you want TV, add the GEX-P7000TVP hide-away TV tuner. Tempt the eardrums with the crystal-clear sounds of DAB digital radio, via a DAB tuner. Or hook up a games console and let the fun begin. To top it all off, add a Pioneer voice controlled DVD Cyber Navi unit to keep you on a straight path and get you where you're going fast. Now there's even a DVD Cyber navigation and DVD Video unit all-in-one. Just the kind of fantastic in-car entertainment you've come to expect from Pioneer. It may sound too good to be true, but it's reality. Without limitations.

» AV MASTER – STATE-OF-THE-ART SOUND AND VISION

Pioneer's AV System Master Unit is the heart of an easy-to-use system that offers spectacular performance combined with good looks and complete flexibility. Hook up source units and front/rear displays in an amazing number of combinations: source-DVD, multi-CD, Source CD, navigation, TV, and DAB. In addition, AV Master units* offer highly animated 3D Graphic User Interface for a virtual adventure in source, system and sound setting while the AVM-P9000R's built-in Digital Signal Processor (DSP) enables you to do the perfect sound settings for your car and even helps to overcome driving noise. With an AV Master, your car becomes a complete entertainment center, and the multiple expansion ports guarantee future flexibility, to make sure it stays that way. The premium AVM-P9000R offers both a Dolby Digital and a DTS decoder in one for the ultimate cinema experience.

* except AVM-P7000R



IN-CAR MULTIMEDIA

» LET US ENTERTAIN YOU



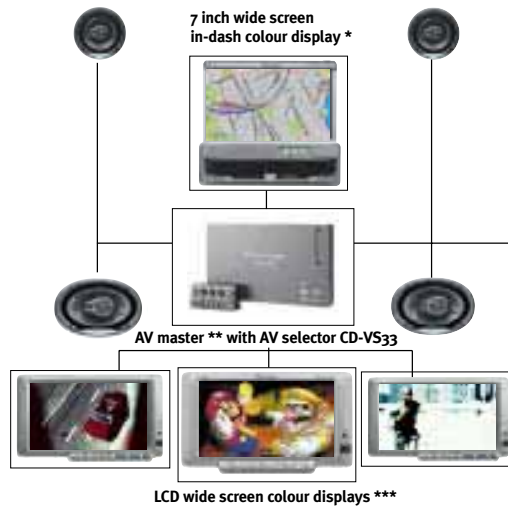
» PIONEER'S AV ENTERTAINMENT/ NAVIGATION SYSTEM SET-UP

Pioneer offers you the choice between:

* AVX-P7300DVD with built-in DVD-player, AVX-P7000 CD with built-in CD-player and AVX-7300. Or opt for the AVD-W6000 6.5 inch LCD wide screen on-dash colour display

** AVM-P9000R multi-channel AV master, AVM-P8000R and AVM-P7000R

*** AVD-W8000 (8-inch) and AVD-W6000 (6.5-inch)



Pioneer AV/navigation add-on's

- DVD-navigation units (AVIC-8DVD, AVIC-9DVD)
- Multi-DVD player (XDV-P9)
- Single-DVD player (SDV-P7)
- TV-tuner (GEX-P7000TVP)

Pioneer audio add-on's

- DAB-tuner (GEX-P7000DAB)
- Multi-CD players
- Multi-MD player
- Bridgeable power amplifiers
- CD-/MD-/cassette-RDS tuner

Other Brand add-on's

- VCR-player
- Games console

Wide screen in-dash colour display with built-in DVD player AVX-P7300DVD and headrest-mounted wide screen LCD colour displays AVD-W6000



» IN-CAR MULTIMEDIA

DOUBLE THE SPACE? DOUBLE THE FUN

For cars that have 2-DIN slots available, Pioneer offers a choice of configurations. Combine an in-dash screen with any Pioneer IP Bus headunit; or opt for an in-dash screen with the AVIC-9DVD DVD Navigation/AV unit or with the SDV-P7 single DVD Video player – then go one step further with a multi-channel AV Master unit for true cinematic DVD surround sound. We never said it would be easy to choose...

» YOUR PIONEER HEADUNIT IS ONLY THE BEGINNING

For top quality and loads of flexibility, try an in-dash colour display and a Pioneer IP Bus headunit, such as the KEH-P8010R (shown here). Pioneer's AVX-7300 is a 1-DIN sized 7-inch, in-dash, fully motorized LCD Color Display. The AVX-P7000CD* is more of the same but includes a single CD player. Want to have DVD Video? Then hook up a hide-away single or multi-DVD player, or if you prefer an in-dash DVD player, opt for the AVX-P7300DVD. Go for an optional DAB tuner for CD-quality radio sound, or, if you don't want to miss an episode of your favourite program, connect a TV tuner. Of course, a navigation system also belongs to the possibilities. And don't forget the optional rear screens!

* Please see page 17 for AVX-P7000CD headunit connection compatibility



Wide screen in-dash colour display with built-in CD Player AVX-P7000CD with Pioneer headunit KEH-P8010R

» DOUBLE THE DVD QUOTIENT

Yes, you can have it all. Because it's all in the fabulous combination of the AVIC-9DVD – the ultimate DVD Cyber Navi unit complete with DVD Video and CD playback capability – and the AVX-7300 wide screen display. You get a navigation system that will get you to your destination quickly and easily, and a DVD Video system that will entertain you and your passengers for hours. Combine it with a hide-away AV Master Unit as a system controller. Then you can expand your system with an optional TV tuner, a games console and rear screens whenever you're ready.



Wide screen in-dash colour display AVX-7300 with DVD navigation/AV unit AVIC-9DVD

FORWARD THINKING FRONT SCREENS

If you're in the market for an on-dash system, then you've come to the right place. Whether you already have a headunit or not, Pioneer has a solution for you, and each one offers enough additional options and installation flexibility to keep up with your current and future entertainment and navigation needs.



Wide-screen LCD colour display AVD-W6010 on-dash mounted with Pioneer headunit DEH-P7300R



Wide-screen LCD colour display AVD-W6010 on-dash mounted with the car's original stereo headunit

» ON-DASH SCREENS THAT FIT ALL NEEDS

It doesn't matter what kind of headunit you currently have; Pioneer has a screen that can work for you. Maybe you want to hold on to your current built-in headunit and would prefer a separate display? Pioneer's got you covered. Try the AVD-W6010 — it's mounted on the dash and features a quick-release security mechanism so you can detach it and take it with you. You can add a hide-away DVD source, a TV tuner, rear screens and a navigation unit. The AVD-W6010 also features a rear-view switching capability. Simply connect a rear-view camera and the reverse sensor to use this convenient feature.

» OUT-OF-THE-ORDINARY CUSTOM INSTALLATION EXAMPLES

There's no shortage of options with Pioneer. Depending on the space available in your car, a variety of custom installation solutions should be possible. Please consult your Pioneer specialist installer to see what options could be available to you.



Wide-screen LCD colour display AVD-W6000 console mounted (custom-made)

» IN-CAR MULTIMEDIA

REFRESHING REAR VIEWS

You might think that the view from the backseat can be pretty limited on long car trips, but Pioneer doesn't believe in limits when it comes to in-car entertainment. With a variety of rear seat options in screen size, screen positioning, DVD players and source units, even backseat passengers will experience limitless entertainment.

» FLIP DOWN THE ROOF MOUNTED SCREEN

When backseat passengers get restless, Pioneer has the perfect solution. Combine one 8- or 6.5-inch roof mounted screen with a single DVD player such as the SDV-P7 or the multi-DVD player XDV-P9 and you greatly improve the view from the backseat. The roof-mounted screen flips up and down for safety and convenience. Go ahead and hook up a games console together with the AV Selector. Then, for a bit of peace and quiet up front try hooking up headphones.



Wide-screen LCD colour display AVD-W8000 roof-mounted (example)

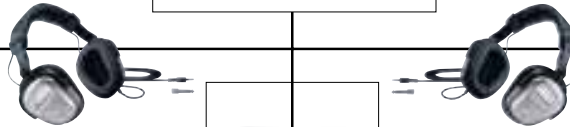
Wide screen LCD colour display
AVD-W6000



Wide screen LCD colour display
AVD-W8000



Wide screen LCD colour display
AVD-W6000



AV Selector CD-VS33



Games console



Hide-away multi-DVD player XDV-P9
and single DVD player SDV-P7



Hide-away TV-Tuner GEX-P7000TVP
(Optional TV antenna required)

» A SCREEN FOR EACH

If one-screen seems like a limitation, you can also mount two screens in the headrests and combine them with a single or multi-DVD player. With the AV Selector, up to 3 screens and 3 AV inputs can be controlled in comfort from the backseats. One front mounted AV input allows easy connection of a portable video source, such as a camcorder or video game console. Each of the screens features its own source selector and 2 headphone minijack connectors means the passengers can watch their video entertainment while allowing the driver to concentrate on the road.

DVD NAVIGATION / AV PACKAGES

Pioneer has built a solid reputation on quality and choice. The new DVD navigation packs with their expanded AV possibilities are right in line with what you expect from Pioneer: a quality choice to suit every preference with installation flexibility built right in. Whether you're looking for pure navigation or a navigation/AV package all-in-one, Pioneer's got what you need.

AVIC90DAV	NEW
DVD NAVIGATION/AV PACKAGE	
	<p>This top-of-the-line navigation package has everything you ever dreamed of: a wide screen in-dash LCD colour display with built-in DVD player for watching movies, a top-notch navigation unit and a multi-channel AV Master Unit that offers spectacular 5.1 multi-channel surround sound and complete flexibility for hooking up other source units. Create your own personal futuristic entertainment centre.</p> <p>AVIC90DAV consists of AVIC-8DVD (DVD Navigation Unit) + map + AVX-P7300DVD (7-inch wide screen in-dash colour display with built-in DVD player) + AVM-P9000R (Multi-channel AV Master)</p>

AVIC85DAV	NEW
DVD NAVIGATION/AV PACKAGE	
	<p>You're on your way with this multi-functional package, including a premium DVD navigation unit that also plays DVD Video and CDs. You also get a wide screen in-dash colour display for vibrant pictures and a versatile AV Master so you can add on additional sources as you go. You've got everything you need for a great drive.</p> <p>AVIC85DAV consists of AVIC-8DVD (DVD Navigation Unit with built-in DVD Video and CD player) + map + AVX-P7000CD (7-inch wide screen in-dash colour display with built-in CD player) + AVM-P9000R (AV System Master)</p>

AVIC80DA	NEW
DVD NAVIGATION/AV PACKAGE	
	<p>Your in-car multi-media dream starts here: a premium DVD Navigation Unit, an excellent in-dash colour display with built-in CD player and a multi-talented expandable AV Master. This system is open to a host of up-and-coming technologies and sources. It's your sure link to tomorrow's possibilities.</p> <p>AVIC80DA consists of AVIC-8DVD + map + AVX-P7000CD (7-inch wide screen in-dash colour display with built-in CD player) + AVM-P7000R</p>

AVIC75DV	NEW
DVD NAVIGATION/AV PACKAGE	
	<p>If it's a DVD Navigation and AV package you're looking for to fill in that 2-DIN slot, look no further. This system has got the new AVIC-9DVD Navigation unit with built-in DVD Video and CD playback, and a 7-inch in-dash colour display — for navigation and entertainment to go. It makes getting where you're going a real pleasure.</p> <p>AVIC75DV consists of AVIC-9DVD (DVD Navigation Unit with built-in DVD Video and CD player) + map + AVX-7300 (7-inch wide screen in-dash colour display)</p>


AVIC70D	NEW
DVD NAVIGATION PACKAGE	
	<p>For cars with a 2-DIN slot available, you can depend on this navigation package solution to steer you right where you want to be. Mount the wide screen in-dash LCD colour display right into your dashboard, then use the navigation unit to makes sure you're on the right track.</p> <p>AVIC70D consists of AVIC-8DVD + map + AVX-7300 (7-inch wide screen in-dash colour display)</p>



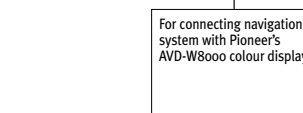

AVIC65DV	NEW
DVD NAVIGATION/AV PACKAGE	
	<p>Even when dashboard space is tight, Pioneer still has options. How does this sound: DVD Navigation, DVD Video and CD playback combined with a wide screen, on-dash detachable LCD colour display? You end up with a high-speed, voice-controlled navigation package that lets you keep your hands on the wheel, plus DVD Video "to go."</p> <p>AVIC65DV consists of AVIC-9DVD (DVD Navigation Unit with built-in DVD Video and CD player) + map + AVD-W600 (6.5-inch wide screen LCD on-dash detachable colour display) + carrying case</p>

AVIC60D	NEW
DVD NAVIGATION PACKAGE	
	<p>If you have no installation space available in your dashboard, then this navigation package is the right choice for you: it includes a voice controlled, super-fast operating navigation unit with DVD disc to maximise your driving safety, plus a 6.5-inch wide-screen on-dash LCD colour display with handy carrying case.</p> <p>AVIC60D consists of AVIC-8DVD + map + AVD-W600 (6.5-inch wide-screen LCD on-dash detachable colour display) + carrying case</p>


FEATURES

NAVIGATION UNITS AND ACCESSOIRES

AVIC-9DVD	NEW	AVIC-8DVD	NEW
DVD NAVIGATION/AV UNIT		DVD NAVIGATION UNIT	
 <p>DVD Navigation/AV Unit:</p> <ul style="list-style-type: none"> Ultra-slim built-in DVD Video/DVD-ROM/Video CD/CD Player Built-in MPEG 2/1 decoder - stereo sound CD functions: Track Scan, CD Pause, Random/Repeat Play DVD Video output for AV Master Region Number: 2 <p>Remote Controller Unit:</p> <ul style="list-style-type: none"> DVD direct function keys Dual-function DVD Video and Navigation keys <p>Accessories:</p> <ul style="list-style-type: none"> RGB connection box L-shaped mounting kit 		 <p>Accessories:</p> <ul style="list-style-type: none"> RGB 26-20 interconnector 	
<p>Common Features</p> <p>Navigation Unit:</p> <ul style="list-style-type: none"> 1-DIN or hide-away installation Voice Recognition (6 Languages Support: English, German, French, Italian, Dutch, Spanish) Voice Guidance and Display MENU (8 Languages Support: English, German, French, Italian, Dutch, Spanish, Danish, Swedish) 32-bit RISC CPU Exclusive Graphic Accelerator for smooth line drawing Super-fast operating Route Calculation Built-in RDS-TMC tuner for Traffic Information 		<p>Remote Controller unit</p> <ul style="list-style-type: none"> Joystick-type with direct function keys and 10 number input keys P-series headunit and AV Master audio control keys ready Voice Trigger Command function Audio and Navigation Operation (Audio Setting) Infrared (IR) wireless control 	
<p>Navigation Unit:</p> <ul style="list-style-type: none"> Built-in Hybrid sensor (3D gyro and G-force sensor) for distance correction on slopes Built-in GPS receiver 4 Guidance Modes (Map Mode, Arrow Main Mode, Map Main Mode, Driver's View) PC Card Slot built-in (Type II) Speaker Out (8 Ω mini plug out) for voice guidance 		<p>Accessories</p> <ul style="list-style-type: none"> Voice Recognition Microphone GPS Antenna <ul style="list-style-type: none"> Waterproof On-dash/roof mounting Power Cable <p>DVD-Rom Navigation Disc</p> <ul style="list-style-type: none"> Application program and map data on 1 DVD disc Coverage Area: UK (excl. Northern Ireland), Germany, France, Italy, Benelux, Austria, Switzerland, Spain, Portugal, Denmark, Sweden, and several small countries such as Monaco, Liechtenstein, Andorra 	

ND-PG1	CNDV-10	NEW	CD-65 RGB	AN-TMC1	NEW
VEHICLE SPEED PULSE GENERATOR	DVD MAP DISC		RGB CABLE	UNIVERSAL FM ANTENNA	
	 Delivered with DVD Navigation Units AVIC-8DVD and AVIC-9DVD. Contains both the application program and map data.		 For connecting navigation system with Pioneer's AVD-W8000 colour display.	 Active transparent windshield antenna for optimal reception of TMC-broadcasts.	

AV DISPLAYS

AVX-P7300DVD	NEW
7-INCH WIDE SCREEN IN-DASH COLOUR DISPLAY WITH BUILT-IN DVD PLAYER	
	<p>Controlled by AVM-P9000R and AVM-P8000R (except 5.1 channel sound reproduction).</p> <p>External control by any Pioneer IP-Bus headunit and AVM-P7000R.</p> <p>* Cannot accept SECAM L, as used in France.</p> <p>** Can play DVD-R(W) discs recorded in Video format (Video Mode) only. Cannot play DVD-RW recorded in Video recording format (VR Mode).¹</p>
<ul style="list-style-type: none"> 7-inch wide TFT active matrix LCD colour display High quality AGLR (Anti-Glare, Low-Reflection) coating Fully motorized display with auto dimmer and free adjustable viewing angle PAL/NTSC/SECAM* compatible RGB input Selectable wide screen mode (Just / Full / Cinema / Zoom / Normal) DVD-R/RW1 and CD-R/RW2 playback** Built-in MPEG 2/1 Decoder 24-bit D/A Converter 1 RCA A/V input (PAL/NTSC video & L+R audio) 1 RCA DVD Video output (PAL/NTSC video & L+R audio) for rear display 	<ul style="list-style-type: none"> Partially Removable Front Panel with warning LED Dual button illumination Including separate speaker AV Bus input Remote Control sensor IP Bus input/output Ultra-slim built-in DVD Video / Video CD / CD Player DVD Video output for AV Master Optical Digital output for AVM-P9000R (DTS / Dolby Digital / Dolby Pro Logic / Linear PCM) Joystick-type remote controller Region Number: 2

¹Even if a DVD-R(W) disc is recorded in Video format (Video Mode), it may not be playable as a result of scratches, dirt or characteristics specific to the disc, or dirt or condensation on the pickup lens. DVD-R(W) discs that haven't been finalized, cannot be played. In general, discs recorded in the current format using a PC (personal computer) are playable. However, certain settings and application software environments may not be able to play these discs. Please ask your application software sales agent for more details.

²Use finalised music CD-R(W) discs for playback. In some cases, CD-R(W) discs may not play back correctly, unless they have been recorded using a CD-R(W) unit for recording music. Furthermore, CD players may not play back music CD-R(W) discs recorded from a music CD-R(W) recorder as a result of scratches, dirt or characteristics specific to these discs, or, dirt or condensation on the pickup lens. Text information such as titles recorded on CD-R(W) discs may not be displayed. Read directions carefully regarding disc use before handling CD-R(W) discs. Even if playback of a CD-RW disc is possible, it may take several seconds before actual sound reproduction begins.

AVX-P7000CD

7-INCH WIDE SCREEN IN-DASH COLOUR DISPLAY WITH BUILT-IN CD PLAYER



- 7-inch wide TFT active matrix LCD colour display
- High quality anti-reflective coating
- Fully motorised display with auto dimmer and free adjustable viewing angle
- PAL/NTSC/SECAM* compatible RGB input
- Selectable wide screen mode (Just / Full / Cinema / Zoom / Normal)
- Partially removable front panel with warning LED
- Dual button illumination

- Including separate speaker
- IP Bus input/output (controlled by AV System Master and selected Pioneer IP Bus headunits)
- Ultra-slim CD mechanism with 1-bit D/A converter, Digital Compression/Dynamic Bass Emphasis (with optional AV System Master), Track Scan, CD Pause, MCD Disc Title Memory and Random/Repeat Play

* Cannot accept SECAM L, as used in France.

Note: AVX-P7000CD doesn't have RCA AV input, so it cannot be connected to the XDV-P9, SDV-P7 and CD-VS33 directly.

Note: AVX-P7000CD can be used with the following headunits (2001 models): DEH-P9300R, DEH-P7300R, DEH-P6300R, DEH-P4300R, KEH-P8010R, MEH-P9100R, MEH-P7300R. Ask your local Pioneer dealer for connection possibilities to older Pioneer headunit models.

AVX-7300

NEW

7-INCH WIDE SCREEN IN-DASH COLOUR DISPLAY



- 7-inch wide TFT active matrix LCD colour display
- High quality AGLR (Anti-Glare, Low-Reflection) coating
- Fully motorised display with auto dimmer and free adjustable viewing angle

- PAL/NTSC/SECAM* compatible RGB input
- AV Bus Input
- 1 RCA Video Input (PAL & NTSC Video)
- Selectable wide screen mode (Just / Full / Cinema / Zoom / Normal)
- Partially removable front panel with warning LED

- Dual button illumination
- Including separate speaker
- Remote Control sensor

* Cannot accept SECAM L, as used in France.

AVD-W8000

8-INCH WIDE SCREEN LCD COLOUR DISPLAY



- 8 Inch wide TFT active matrix LCD colour display
- High quality anti-glare coating
- RGB input for navigation system (with optional cable CD-65 RGB)

- 2 RCA AV Inputs (PAL/NTSC Video & L+R Audio) with S-Video
- 1 RCA AV Output (PAL/NTSC Video & L+R Audio)
- Auto Display brightness and backlight adjustment
- Remote Control sensor

- Built-in high quality speaker (36mm) with volume control
- Selectable wide screen mode (Just / Full / Cinema / Zoom / Normal)

AVD-W6010

NEW

6.5-INCH WIDE SCREEN LCD COLOUR DISPLAY



- 6.5-inch wide TFT active matrix LCD colour display
- High quality anti-glare coating
- One-touch detachable display for anti-theft
- Built-in high quality speaker (36 mm) with volume control
- Compulsory input for rear camera
- 2 RCA inputs (PAL/NTSC Video & L+R Audio) with S-Video
- 1 RGB input with RGB cable for AV Master or Navigation System
- 1 RCA AV Output (PAL/NTSC Video & L+R Audio)
- Power Supply In
- Auto Display brightness and backlight adjustment
- Remote Control sensor for AV Master and Navigation System
- Selectable wide screen mode (Just / Full / Cinema / Zoom / Normal)

AVD-W6000

NEW

6.5-INCH WIDE SCREEN LCD COLOUR DISPLAY



- 6.5-inch wide TFT active matrix LCD colour display
- High quality anti-glare coating
- Built-in high quality speaker (36 mm) with volume control
- 2 RCA inputs (PAL/NTSC video & L+R Audio) with S-Video
- 1 RGB input for AV Master or Navigation System (with optional cable CD-30RGB)
- 1 RCA AV Output (PAL/NTSC Video & L+R Audio)
- Power Supply In
- Auto Display brightness and backlight adjustment
- Remote Control sensor for AV Master and Navigation System
- Selectable wide screen mode (Just / Full / Cinema / Zoom / Normal)



AV CONTROL UNITS AND ACCESSORIES

AVM-P9000R

HIDE-AWAY MULTI-CHANNEL AV MASTER



- Pioneer Virtual Theater Graphical User Interface (GUI) with easy-to-use and control in full-colour virtual reality graphics
- 5.1 Multi-Channel Surround capability:
 - Built-in DTS/Dolby Digital (AC-3)/Dolby Pro Logic decoder
 - 6-channel DAC & 6-channel DSP
 - Digital sound Field Control (SFC) for Multi-Channel Sources (Musical/Drama/Action/5D Theater)
- Optimum sound reproduction for in-car environment:
 - New Listening Position selector with rear position (FR, FL, F, RR, RL, R, ALL, OFF)
 - Cabin EQ (Sedan / Wagon / Minivan / SUV / Custom / Off)
 - Cabin EQ Expert (Parametric EQ / Time Alignment / Position Level)
 - Optimum downmix for normal speaker lay-out
- MOSFET 6 x 45 W max. output power

Tuner:

See Common Features list

IP Bus control:

- Source DVD Control (XDV-P9, SDV-P7, AVX-P7300DVD)
- Multi-MD Control

Audio/Visual:

- 6 RCA Preouts (FR + FL + RR + RL + Center + Subwoofer)
- Optical Digital Input for DTS/Dolby Digital/Dolby Pro Logic/Linear PCM
- Video Output for front display (AVX-P7300DVD, AVX-P7000CD, AVX-7300, AVD-W6010, AVD-W6000) or TV Tuner (GEX-P7000TVP)
- 1 RCA AV Input (PAL/SECAM*/NTSC Video & L+R Audio) for add-on game consoles, VCR's and others
- 1 RCA Video Input (PAL/NTSC Video) for DVD

- Built-in EEQ (Easy EQ) system with 5-mode factory preset equalisation curves (Super Bass, Powerful, Natural, Vocal and Flat), 3-band programmable parametric equaliser for each possible source and 3-mode Loudness (high, mid, low)
- Direct Sub Drive
- General:**
 - Cellular telephone & navigation audio muting
 - Multimedia remote controller compatible with Multi-DVD Player and Navigation System, AVM-P9000R and AVM-P8000R
 - Spectrum Analyser and Level Indicator

AVM-P8000R

HIDE-AWAY AV SYSTEM MASTER



- Pioneer Virtual Theater Graphical User Interface (GUI) with easy-to-use and control in full-colour virtual reality graphics
- MOSFET 4 x 45 W max. output power
- Tuner:**
See Common Features list
- IP Bus control:**
 - Source DVD Control (XDV-P9, SDV-P7, AVX-P7300DVD)
 - Multi-MD Control
- Audio/Visual:**
 - Dual RCA Preout plus Subwoofer output with level control (LPF: 50/80/125 Hz)

- Video Output for front display (AVX-P7300DVD, AVX-P7000CD, AVX-7300, AVD-W6010, AVD-W6000) or TV Tuner (GEX-P7000TVP)
- 1 RCA AV Input (PAL/SECAM*/NTSC Video & L+R Audio) for add-on game consoles, VCR's and others
- 1 RCA Video Input (PAL/NTSC Video) for DVD
- Built-in EEQ+ (Easy EQ Plus) system with 5-mode factory preset equalisation curves (Super Bass, Powerful, Natural, Vocal and Flat), 3-band programmable parametric equaliser for each possible source, 3-mode Front Image Enhancer, 3-mode Loudness (high, mid, low) and HPF network: 50/80/125 Hz

- LPF network: 50/80/125 Hz
- Direct Sub Drive
- General:**
 - Cellular telephone & navigation audio muting
 - Multimedia remote controller compatible with Multi-DVD Player, Navigation System, AVM-P9000R and AVM-P8000R
 - Spectrum Analyser and Level Indicator

AVM-P7000R

HIDE-AWAY AV SYSTEM MASTER



- MOSFET 4 x 45 W max. output power
- Tuner:**
See Common Features list
- IP Bus control:**
See Common Features list
- Audio/Visual:**
 - Dual RCA Preout plus Subwoofer output with level control (LPF: 50/80/125 Hz)

- RGB Output for front display (AVX-P7300DVD**, AVX-P7000CD, AVX-7300, AVD-W6010, AVD-W6000) or TV Tuner (GEX-P7000TVP)
- 2 RCA AV Inputs (PAL/SECAM*/NTSC Video & L+R Audio) for add-on game consoles, VCR's and others
- Electronic Audio Controls (Volume/Loudness/Bass/Mid/Treble)
- FIE (Front Image Enhancer)
- Fader

- General:**
 - Cellular telephone audio muting
 - 23-key smart remote controller (with mounting kit)
- ** External Control for AVX-P7300DVD

Common Features

Tuner:

- High-Speed PLL ARC-5 Intelligent RDS Tuner with News Interrupt feature
- 24 Station Presets, BSM

IP Bus control:

- Multi-CD control including ADPS (Automatic Disc Programme Selection) of up to 100 discs, Disc Title Memory, CD Text with Title Scroll, ITS (Instant Track

- Selection), Digital Compression, Dynamic Bass Emphasis and the useful Track/Manual Search, Track Scan, Random/Repeat Play and Disc Title List Search
- Source CD control (AVX-P7000CD)
- Voice Commander control
- DAB Tuner control (GEX-P7000DAB)
- TV Tuner control (GEX-P7000TVP)
- External unit control via IP Bus

Audio/Visual:

- RGB input for navigation system
- Independent Audio/Video Selector for front display
- Independent Video source selector for rear display
- 1 RCA AV Output (PAL/SECAM*/NTSC* Video & L+R Audio) for rear display
- Speaker level Input (for original headunit connection)
- SLA (Source Level Adjuster)
- Picture Colour/Sharpness adjustment

* The video output does not feature a conversion function between PAL, SECAM or NTSC. Cannot accept SECAM L, as used in France.

CD-VS33

AV SELECTOR



- 3 RCA AV Outputs (PAL/SECAM/NTSC Video & L+R Audio) in hide-away box
- 2 RCA AV Inputs (PAL/SECAM*/NTSC Video & L+R Audio) in hide-away box
- 1 RCA AV Input (PAL/SECAM*/NTSC Video & L+R Audio) on the control panel
- 2 Independent Headphone Outputs with volume control (AV out 1, AV out 3) on the control panel
- Audio/Video independent selector for 3 Video Source Outputs
- Slim profile control panel

* Cannot accept SECAM L, as used in France.

TS-CX9

66MM FULL RANGE SPEAKER



- Center speaker for 5.1 channel multi-sound reproduction
- 66 mm Ø paper cone midrange with Urethane edge
- Strontium magnet
- Heat resistant ABS enclosure, designed for a wide variety of dashboards
- Nominal input power: 22 W
- 200-30,000 Hz, 83 dB (1W/1m)

MAX. 45 W

CD-AB301E

NEW

AV BUS EXTENSION CABLE (3M)

For AVX-7300 in-dash installation with SDV-P7 floor mount.

CD-IP601E

NEW

IP BUS EXTENSION CABLE (6M)

For Pioneer P-series headunit in-dash installation with SDV-P7.

¹Even if a DVD-R(W) disc is recorded in Video format (Video Mode), it may not be playable as a result of scratches, dirt or characteristics specific to the disc, or dirt or condensation on the pickup lens. DVD-R(W) discs that haven't been finalized, cannot be played. In general, discs recorded in the current format using a PC (personal computer) are playable. However, certain settings and application software environments may not be able to play these discs. Please ask your application software sales agent for more details.
²Use finalised music CD-R(W) discs for playback. In some cases, CD-R(W) discs may not play back correctly, unless they have been recorded using a CD-R(W) unit for recording music. Furthermore, CD players may not play back music CD-R(W) discs recorded from a music CD-R(W) recorder as a result of scratches, dirt or characteristics specific to these discs, or dirt or condensation on the pickup lens. Text information such as titles recorded on CD-R(W) discs may not be displayed. Read directions carefully regarding disc use before handling CD-R(W) discs. Even if playback of a CD-RW disc is possible, it may take several seconds before actual sound reproduction begins.

AV SOURCE UNITS AND ACCESSORIES

XDV-P9

MULTI-DVD PLAYER WITH DOLBY DIGITAL/DTS DIGITAL OUTPUT



- 6-Disc DVD Video/Video CD/CD Player
- Built-in MPEG 2/1 decoder
- 24-bit D/A Converter
- Stand alone use with optional remote and remote sensor for rear AV entertainment
- Optical digital output for Multi-Channel AV Master (AVM-P9000R) (DTS/Dolby Digital/Dolby Pro Logic/Linear PCM)
- Analogue IP BUS output for front + RCA output for rear
- RCA Video Output (Front + Rear)

- GUI control with new OSD
- Region Number: 2

Controlled by AVM-P9000R and AVM-P8000R (except 5.1 channel sound reproduction). External control by any Pioneer IP-Bus headunit or AVM-P7000R. In this case the optional CD-R9 remote control and remote sensor are required.

SDV-P7

SINGLE DVD PLAYER WITH DOLBY DIGITAL/DTS DIGITAL OUTPUT



- DVD Video/Video CD/CD Player
- Built-in MPEG 2/1 decoder
- 24-bit D/A Converter
- DVD-R/RW1 and CD-R/RW2 playback*
- Stand-alone use with standard remote and remote sensor for rear AV entertainment
- GUI control with new OSD
- Optical digital output for multi-channel AV Master (AVM-P9000R) (DTS/Dolby Digital/ Dolby Pro Logic/Linear PCM)
- IP Bus input/output
- AV Bus input/output
- Analogue IP Bus output for front + RCA output (L+R audio) for rear entertainment

- RCA video output (Front + Rear)
- Joystick remote controller
- 4-DIN or hide-away installation
- Flap design with removable front panel
- White display illumination
- Region Number: 2

Controlled by AVM-P9000R and AVM-P8000R (except 5.1 channel sound reproduction). External control by any Pioneer IP-Bus headunit and AVM-P7000R.

** Can play DVD-R(W) discs recorded in Video format (Video Mode) only. Cannot play DVD-RW recorded in Video recording format (VR Mode).¹*

NEW

GEX-P7000TVP

HIDE-AWAY TV TUNER



- PAL, SECAM* TV Tuner
- 24 Station Presets (12 TV1/12 TV2) by BSSM (Best Station Sequential Memory)

System features:

- Country setting (4 country group: CCIR, Italy, UK, OIRT)
- 4 Channel diversity antenna system (with optional antenna kit AN-G3)
- Card-type remote control
- Picture Colour/Sharpness adjustment

System Connection Features:

- IP Bus Input/Output (controlled by AV System Master and selected Pioneer IP Bus headunits)
- Built-in FM Modulator (for original headunit connection)

- RGB Output for front display (AVX-P7300DVD, AVX-P7000CD, AVX-7300, AVD-W6010, AVD-W6000)
- RGB Input for navigation system or AV System Master
- 2 RCA AV Inputs (PAL/SECAM/NTSC Video & L+R Audio) for add-on game consoles, VCR's and others
- 1 RCA AV Output (PAL/SECAM/NTSC** Video & L+R Audio) for rear display
- Independent Audio Video Selector for front display
- Independent Video Source Selector for rear display

Specifications:

- TV Tuner:
- Reception channels/TV system: CCIR/B, G, H, K: VHF 2-12ch, UHF: 21-69ch, ITALY/B, G, H, K: VHF A-H2ch, UHF: 21-69ch, UK/I: UHF 21-69ch, OIRT/G, H, D, K: R1-R12ch, UHF21-69ch
 - Colour system: TV: PAL/SECAM/NTSC compatible, Video: PAL/SECAM/NTSC compatible

** Reception channels: note that SECAM tuner cannot receive SECAM L, as used in France.*

*** The video output does not feature a conversion function between PAL, SECAM or NTSC.*

GEX-P700DAB

HIDE-AWAY DAB TUNER



- Auto seek, Ensemble seek
- Service up/down
- Switching between Primary/Secondary services
- 18 Services preset memory
- Preset recall, channel up/down, band switch (DAB 1/2/3)
- Label display selection (Ensemble/Service/Service Component/Pty)

- Dynamic Label Segment Headline
- PTY selection/search*
- Available PTY List*
- Preset List Search*
- Announcement support (AS)*: Alarm, Traffic, News, Transport, Warning, Weather, Event, Special Event, Information, Finance

- DLS (Dynamic Label Segment) scrolling
- Service Following (SF)*: DAB-DAB and DAB-RDS
- Function settings menu (AS/SF/Primary-Secondary/DLS)*

** Controlled by Pioneer P-series (IP-Bus) headunits with full DAB control. Optional AN-70/75DAB Antenna required.*

CD-R9

OPTIONAL REMOTE AND REMOTE SENSOR



Optional remote and remote sensor for XDV-P9 stand alone use.

AN-70DAB & 75DAB *

DAB ANTENNA

- Drill Mount type & • Surface Mount Type

** Not available in the UK*



CD-RGB31E

RGB EXTENSION CABLE (3M)

20 pin RGB extension cable for AV Master and Navigation System.

NEW

CD-SR90

NEW

A/V STEERING REMOTE CONTROLLER

Steering remote controller for AVM-P9000 and AVM-P8000. Has Voice Trigger Key for Navigation System.

CD-30RGB

NEW

RGB CABLE

For connecting the AVD-W6000 (used as front display) with an AV Master, TV Tuner or Navigation System.

AN-G3

TV ANTENNA

The AN-G3 diversity TV antenna with built-in booster improves signal reception, especially when signals are weak. Mountable on the innerside of the car-window.

Forget yesterday's limits, this is tomorrow's technology, Pioneer style.
So surround yourself with Pioneer – at work or play. You'll come alive. We promise.



Digital
Home Cinema



Plasma Display
Panels



DJ
Products



DVD-Writer
Drives

The excitement's all there – and more – @

<http://www.pioneer-eur.com>

Drop by soon!

GREAT BRITAIN: PIONEER GB Limited, Pioneer House, Hollybush Hill, Stoke Poges, Slough, Buckinghamshire SL2 4QP. Tel. +44/1753 789 789.

<http://www.pioneer.co.uk>

ICELAND: BRÆDURNIR ORMSSON HF, Lágmúli 8, P.O. Box 8760, 128 Reykjavik. Tel. +354/55 32 800.

IRELAND: AUDIO VISION IMPORT, John F. Kennedy Drive, Dublin 12. Tel. +353/1 240 5600.

MALTA: CACHIA & GALEA Ltd., Standard Bldgs., C. De Brockdorf Street, Msida MSD-02. Tel. +356/33 38 61.

MILITARY: PIONEER ELECTRONICS DEUTSCHLAND GmbH, Military Sales Dept., Hanns-Martin-Schleyer-Str. 35, 47877 Willich. Tel. +49/21 54 91 34 22.

LATVIA: BALTIC MULTI MEDIA SIA, Kr Barona Iela 16/18, 1050 Riga. Tel. +371/761 01 11 (new office +371/728 62 96).

ESTONIA: ULKOKAUPAT EESTI AS., Kanali tee 1, 10 112 Tallinn. Tel. +372/6 060 670.

Infringement of copyright: Copying of prerecorded copyright material without appropriate authorisation or licence may be unlawful and you are advised to check the laws applicable in the jurisdiction to which you are subject.

Published by:

PIONEER EUROPE NV

Haven 1087, Keetberglaan 1, B-9120 Melsele

Tel. + 32 (0)3 570 05 11

Copyright 2001 by Pioneer Europe NV

All rights reserved.

Trade descriptions act:

Products offered for sale may differ from those described in this catalogue due to later production changes in specifications, components or place of manufacture. The information contained in this catalogue may contain technical inaccuracies or typographical errors. Consequently any such information is not to be treated as representations as to the current availability of products as described or as to products actually offered for sale.

<http://www.pioneer-eur.com>

YOUR LOCAL PIONEER DEALER